


# Lime Pie Sewing Pattern

---



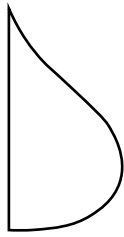
Black lines: Cut along the black lines to cut out the pattern pieces

Gray lines: These lines indicate the embroidery stitch details

Frosting pattern

X5


(White)



Eye circle

X2

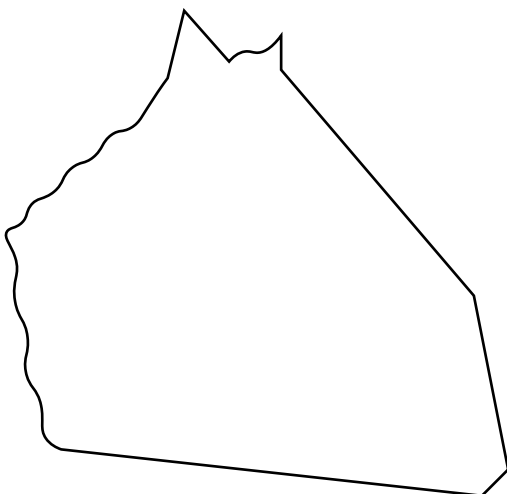
(Black)



Pie base

X2

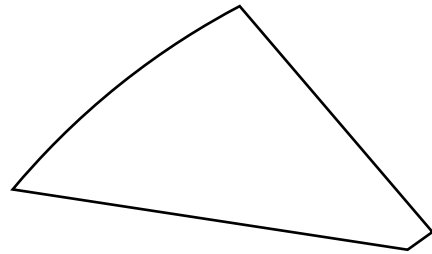
(Brown)



Pie top layer

X1

(Dark Green)



Pie filling layer

X1

(Light Lime Green)

