


Koi Fish Pattern



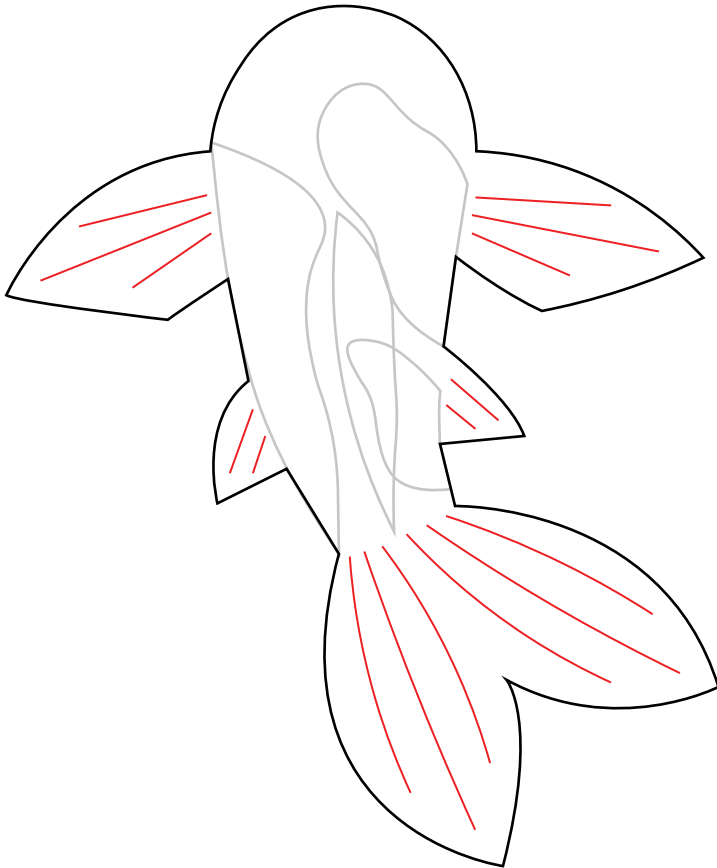
Black lines: Cut along the black lines to cut out each pattern piece

Gray lines: Indicate the placement of other pieces where they should line up

Red Lines: Indicate the placement of embroidery details


Koi fish pattern option 1 Base

X2
(Both White)




Koi fish pattern option 2 Base

X2
(Both White)



Koi fish pattern 1

X1 set
(All Orange)



Koi fish top fin

X1 per fish
(White)



Koi fish pattern 2

X1 set
(O for Orange)
(B for Black)

