

Rainbow Trout Ornament Pattern

Black lines: Cut along the black lines to cut out each pattern piece

Gray lines: Indicate the placement of the embroidery details

Trout Body
X2
(Green)

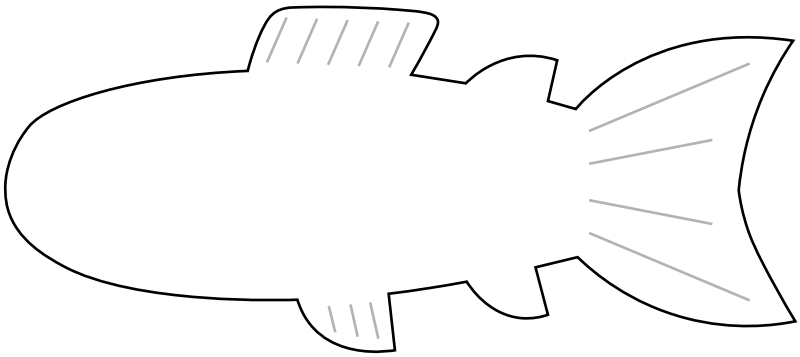

Trout belly
X1
(White)



Trout fin
X1
(Green)