


Felt Purple Butterfly Sewing Pattern


Black lines: cut along the black lines to cut out each pattern piece

Gray lines: gray lines indicate where to add embroidery for the wing details

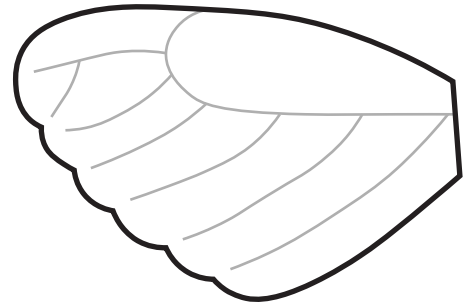
Bottom Left Wing
X1
(Purple)



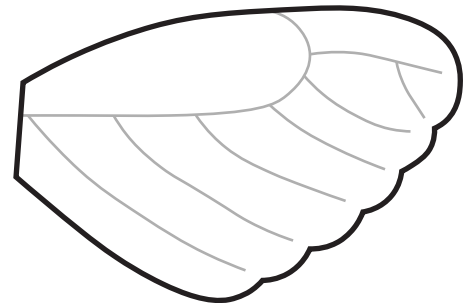
Bottom Right Wing
X1
(Purple)




Top Left Wing
X1
(Purple)



Top Right Wing
X1
(Purple)



Butterfly Base
X2
(One Black and one Purple)



Butterfly Body
X1
(Black)

